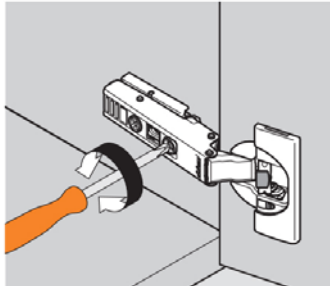
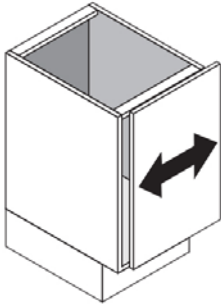


CORNERSTONE INSET | Concealed Blum inMotion Hinge Adjustment

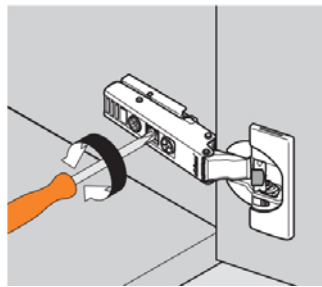
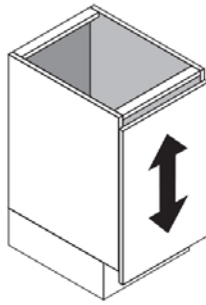
Side Adjustment

Rotate the front screw to increase or decrease side reveal (+/- 2mm).



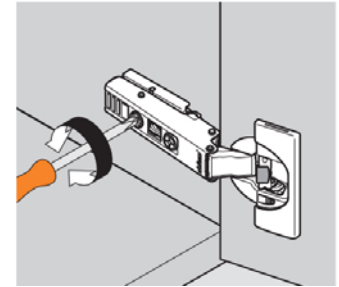
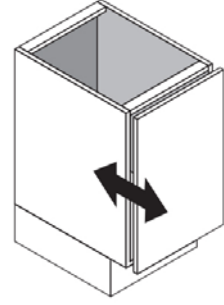
Height Adjustment

Rotate cam screw on mounting plate to adjust door position (+/- 2mm).



Depth Adjustment

Rotate rear spiral tech cam screw to adjust door gap (+ 3mm, - 2mm).



CORNERSTONE INSET | Exposed Finial Hinge Adjustment

To adjust door height, loosen screws on top and bottom mounting plate and adjust door to desired position. Tighten, check and repeat if necessary.

For side-to-side adjustment, loosen screws on top and bottom of door mounting plate and adjust door to desired position. Tighten, check and repeat if necessary.

Side-to-Side Adjustment

Height Adjustment

