

Inspiration & Doors



Find your style.

◁ Cover: MIL | Armstrong
in Shadow on cherry
and Equinox in Mist
on maple

▷ MIL | Duet in Natural
on cherry with
Breeze and Icing
paints on maple

- Shaker Styles.....2-5
- Recessed Panel Doors.....6-10
- Open for Glass 11
- Drawers & Overlays12
- Inset for Cornerstone13
- Exclusive to Cornerstone 14-15
- Raised Panel Doors 16-19
- Wood Slab Doors..... 20-23
- Surfaces Intro 24-25
- TSS (MIL)..... 26-29
- Super Matte (MIL)30-31
- HG Acrylic & Foil (MIL)32
- Metal Accents (MIL).....33
- Interior Selections.....34
- Drawer Options.....35
- Wood Finishes..... 36-37
- Organization.....38-39

Most doors are available in both lines, unless noted with "COR ONLY" or "MIL ONLY."



Shaker Styles



SHAKER
in Maple/Ash



SHAKER CENTER
in Cherry/Charcoal



QUATTRO
in Sapele/Sable



DUET
Solid in Rustic Alder/Cocoa



EQUINOX
Solid in Maple/Natural



LYNDEN
in Rift White Oak/Cinnamon



TRIO
Solid in VG Fir/Dune



VALLEY FORGE
in Hickory/Caraway

LYNDEN



◁ MIL | Lynden in Snowcap and Granite paints on maple and Shadow on rift white oak

▷ MIL | Benson in Dune on red oak and Sherwin-Williams "North Star"

“Slim Shaker” | Slab w/Mitered Frame

A mid-century modern design aesthetic, these doors serve as great alternatives to both slab or shaker door styles. The solid tongue and groove joinery combined with mitered corners (slab w/ mitered frame) is a super durable construction. Available in vertical and horizontal grains as well as stain and paint, these new door styles are sure to be a popular option.



Vertical Grain for Cornerstone & Millennia



BENSON
in Maple/Thunder



DAVIS
in Maple/Chicory



ARMSTRONG
in Alder/Java

Horizontal Grain for Millennia



PARKER
in Beech/Honey



ELLINGTON
in Black Walnut/Cayenne



FITZGERALD
in Rift White Oak/Natural



A functional home office that easily converts to a welcoming guest room? Yes, please! As you'll see throughout these pages, cabinets can improve the look and function of every room in the home. Adding a combination of smart storage and ample display space allows a room to take on many tasks.

△ COR | Cortina in Icing paint on maple

▷ A wall bed with wardrobe cabinets creates the perfect space for guests

Why should a room only serve one purpose?



Recessed Panel Styles



BELMONT
in Cherry/Charcoal



BRENTWOOD
in Maple/Crème



BRENTWOOD ROMAN
in Beech/Pecan



CAPE COD SOLID
in Cherry/Chicory



CARLSBAD
Solid in Black Walnut/Pecan



CATALINA
in Maple/Icing



CHATHAM
in Beech/Sable +Licorice Glaze



CONCORD
in Alder/Honey



CORTINA
Solid in Rustic Hickory/Chicory



FALMOUTH
in Red Oak/Natural

RECESSED PANEL



GALLOWAY
in Beech/Toffee



GETTYSBURG
Solid in Sapele/Cinnamon



HOUSTON
in Maple/Icing



KENNEDY
Solid in Rift White Oak/Chicory



KINGSTON SOLID
in Maple/Shadow



◁ COR | Houston in
Sable on cherry
and Breeze paint
on maple

▷ COR | Norwood
in Icing paint
on maple and
Newport in
Shadow on alder

RECESSED PANEL



MONTICELLO SOLID
in Rustic Maple/Cinnamon



NORWOOD
in Maple/Fog



QUINCY
in Maple/Dune



NORMANDY
in Maple/Rain



PRESCOTT SOLID
in Cherry/Dune



ROANOKE
in Alder/Java +Pewter Glaze

SHAKER & SHAKER CENTER



This modern cottage-inspired design features the classic look of inset cabinetry with a fresh take on the white kitchen by adding natural maple to the mix. In the mudroom, Millennia frameless cabinets maximize function in a tight space.

Open For Glass



All doors are Natural maple



RFG - Rout for Glass



MGD - Mullion Grid



MGDC - "C" Grid



MGDX - "X" Grid



MGDN - Nine Lite



MGDH - Half Lite



VTR - Vertical Mullion
Top/RFG lower



VT - Vertical Mullion
top/Panel lower

△ MIL | Shaker Solid in Chicory on black walnut and White paint on maple

◁ COR | Shaker & Shaker Center in Natural on maple; Shaker in White paint on maple

Drawers & Overlays

Tiburón in Rovere TSS



FRAMELESS Millennia does not have a face frame, so doors and drawer fronts attach directly to the cabinet box, leaving 1/8" reveals. Slab doors and drawer fronts create a very streamlined look, and Shaker styles are also popular in Millennia.

Both: Cherry/Cocoa



Kennedy with a DFMD and Slab option

Many of our door styles are offered with two different drawer front options:

DFMD = Drawer Front Matches Door. That means that unless the drawer is very shallow, the front panel will have the stiles, rails and center panel found on the cabinet doors.

SLAB = flat panels that are finished to match the doors, and will have the same edge detail as the doors. These fronts typically have a horizontal grain direction, and may show quite different grain patterns from the doors.

“Overlay” describes how the door of a Cornerstone framed cabinet will look in relation to the face of the cabinet:

Shaker in hickory/Dune



TRADITIONAL
Smaller door allows a full 1" of frame to show

Belmont in maple/Dune



MODIFIED
Larger door overlays (conceals) more face frame

Shaker in maple/Cinnamon



INSET
Door and drawer fronts are recessed and flush with the frame

Cape Cod Solid in maple/Pecan



BEADED INSET
A groove routed into the face frame outlines the opening



Inset for Cornerstone

Our Cornerstone line of framed cabinets includes inset construction options. With standard Inset, the cabinet doors and drawers are recessed (inset) and flush with the face frame.

Beaded Inset goes a step further, with a small groove routed into the face frame to outline the perimeter of the door or drawer front.

△ COR | Equinox Inset in
Sand paint on maple

▷ Detail of Beaded Inset
Norwood in Honey
on cherry



Exclusive to Cornerstone



Athens, Legend and Princeton are offered in Traditional Overlay exclusively.

Shaker is also available in Millennia, Modified Overlay and Inset options.

△ COR | Legend in Creme paint with Licorice Patina and Caraway stain on red oak



ATHENS in Cherry/Dune



LEGEND in Red Oak/Sable



PRINCETON in Beech/Toffee



SHAKER in Maple/Ash

SHAKER - TRADITIONAL



To truly appreciate the versatility of the Shaker door style, visit the Inspiration Gallery at CanyonCreek.com. You'll see the Shaker family of doors represented in a variety of rooms, styles and finishes. The wide range of options means you can have a stylish design at any budget.

◁ COR | Shaker Traditional overlay in Ash paint on maple

ABERDEEN



Raised Panel Styles



ABERDEEN
in Black Walnut/Toffee



CANTERBURY
in Cherry/Toffee



CHARLESTON
in Hickory/Cocoa



COVENTRY
in Maple/Natural



EMERSON
in Maple/Snowcap



◁ COR | Aberdeen in Ivory
paint on maple and
Toffee stain on alder

▷ COR | Charleston in
Honey stain on beech

RAISED PANEL



△ MIL | Fairfax in Sherwin-Williams "Faded Flaxflower" on maple

Recessed and raised panel doors may be either "mortise and tenon" or "mitered" construction. M&T doors have vertical stiles that extend the full height of the door and horizontal rails that bridge the space between (see Garrison). Mitered doors feature a joint with a 45° angle where the stiles and rails meet, creating the effect of a picture frame (see Hampton).



FAIRFAX
in Maple/Smoke



GARRISON
in VG Fir/Cinnamon



HAMPTON
in Cherry/Shadow



MONTEREY
in Black Walnut/Toffee

RAISED PANEL



MOUNT VERNON
in Maple/Caraway



RIDGECREST
in Red Oak/Natural



SHALIMAR
in Hickory/Dune



STRATFORD
in Black Walnut/Caraway



WINDSOR
in Maple/Thunder



NEWPORT
in Rustic Hickory/Chicory



SPRINGWOOD
in Cherry/Cinnamon



SHALIMAR ROMAN
in Alder/Pecan



STRATFORD ROMAN
in Alder/Cinnamon



WINDSOR ROMAN
in Beech/Shadow

Wood Slab Door Styles

For Millennia & Cornerstone



COPENHAGEN
in Maple/Graphite



DOVER
in Sapele Veneer/Pecan


Wood Slab Door Styles

For Millennia



◁ MIL | Copenagen in Dune on black walnut and Shaker in Midnight paint

△ MIL | Nova in Dune on rift white oak



CORSICA
in Rift White Oak Veneer/Cayenne



NOVA
in VG Fir Sequential Veneer/Dune



SOLANO
in Beech Veneer/Toffee



△ MIL | Copenhagen in black paint and Cinnamon stain on sapele

Contemporary Slab Doors


Flat panel, or slab doors are a hallmark of mid-century design, and continue to define contemporary spaces. We offer these styles in a wide range of wood species, so you can let the beautiful grain of sapele, cherry, bamboo or hickory take center stage.

With Copenhagen in HDF, you have the option of a painted slab door, giving you and your designer access to all of the colors in the Curated Paints Collection and beyond.



Low-Pressure Laminate (Alpine)

Durable, easy-care cabinetry for the craft room, art studio, playroom or garden-style retreat



Alpine is standard in White or Almond.

Fashion Grey, shown at left, is one of eight upgrade colors available for Millennia and Cornerstone



△ MIL | Alpine in Designer White with accents in Smoke paint on maple

◁ MIL | Copenhagen in Rain paint on HDF and Chicory stain on hickory

Surfaces For Millennia



Our selection of materials for Millennia has been carefully chosen to create maximum design flexibility and work well with today's trends towards mixing materials and finishes. A touch of gloss, an accent of matte color, or an entire kitchen of TSS - it's all possible!

△ MIL | Siena in White HG
Foil and Corson in Valley
TSS (Solar Collection)

Coordinating Spaces



- △ Kitchen:
MIL | Tiburon in Rovere TSS
(Lunar Collection) and Siena
in White HG Foil
- ◁ Pantry:
MIL | Tiburon in Textured
White and Rovere TSS
(Lunar Collection)

TSS (Thermo Structured Surface) for Millennia



CORSON
in Noce Leuca



PINNACLE
in Whitesand (ask your
designer for finish selections)



TIBURON
in Pallisandro Blue

A unique alternative to natural wood, slab Thermo Structured Surface (TSS) doors are available in three collections and more than 30 finishes.

◀ MIL | Corson in Evolve
(Solar Collection)

TSS: Solar, Lunar and Eclipse Collections for Millennia



Pinnacle (TSS)



Tiburon (TSS)



◁ MIL | Pinnacle in Pearl TSS (Lunar Collection) and Valley Forge in Cinnamon stain on maple

▷ MIL | Tiburon in Cypress TSS (Eclipse Collection); accents in Cinnamon stain on maple

Super Matte for Millennia



△ MIL | Maestro in Haze and Valley Forge Solid in Charcoal on rift white oak



APEX
in Navy



MAESTRO
in Slate



The exceptionally low sheen on this unique material is ideally suited for contemporary designs. The full palette includes Navy, Slate, Haze, White and Black.

△ MIL | Apex in White and Tiburon in Doeskin TSS

▷ MIL | Apex in White and Valley Forge in Sable stain on beech




High Gloss (HG) Acrylic & Foil for Millennia



PALERMO
in Striated Flint HG Foil



FAHRENHEIT
in Dark Grey HG Acrylic



SIENA
in White HG Foil

Create an ultra-contemporary kitchen with High Gloss (HG) Acrylic and Foil selections for Millennia frameless cabinetry.

- ◁ MIL | Fahrenheit in White HG Acrylic and Apex in Navy Super Matte
- ▷ MIL | Corson in Gunsmoke TSS and Copenhagen in Farrow & Ball "Duck Green" with A03 aluminum doors

Metal Accents

ALUMINUM DOORS



AO1
Natural w/custom insert



AO3
Brushed Steel w/Satin Glass



Aluminum doors and aluminum base structures are unexpected additions to your kitchen or bath. A few strategic pieces are all you need to give your design a fresh, modern feel.

Interior Selections

A classic woodgrain finish is standard on every cabinet. For Millennia, Grey Linen introduces a subtle pattern and rich color for a unique look. You can also finish the interior to match the doors, which is a great option with open cabinets or when you have glass doors.



△ COR | Kennedy in Cocoa stain on alder with Finished to Match (FMI) interior



WOOD GRAIN
Standard Option



GREY LINEN
Standard Option (MIL only)



FINISHED TO MATCH (FMI)
Upgrade



FMI w/BEADED BACK
Upgrade

Drawer Options

From basic to beautiful, the choice is yours! Take your kitchen to the next level with premium wood drawers or sleek metal options. Our wood drawers all feature dovetail construction, and every drawer includes the quality and precision of Blum guides with soft-close functionality.



WALNUT
Premium Option (MIL only)



MAPLE
Premium Option (MIL/COR)



HARDWOOD
Upgrade Option (COR)
Standard Option (MIL)



SOLID WOOD
Standard Option (COR)



METAL - STAINLESS
Premium Option (MIL only)



METAL - DARK GREY
Premium Option (MIL only)



METAL - LIGHT GREY
Upgrade Option (MIL only)

Wood Finishes



Want paint? We have three ways to help you get the right color!

1 Curated Paint Collection
Our Curated Paint Collection features the most popular paints we produce—including six shades of white. These are standard colors in our offering, so you can simply pick your favorite from your designer's CC samples.

						
White	Icing	Snowcap	Summer Cloud	Cornsilk	Mojave	
						
Eggshell	Frosty	Ivory	Crème	Sand	Granite	
						
Fog	Ash	Mist	Smoke	Sage	Olive	Cardinal
						
Thunder	Rain	Midnight	Black	Breeze	Chambray	Navy

2 Pick Your Paint

Select from over 5,000 colors within the Benjamin Moore®, Sherwin-Williams® or Farrow & Ball® paint color offering. Simply let us know the color SKU number and name—no chip needed.



3 Custom Color Match

Have a favorite item that sparks a color idea for your cabinet project? Send us a sample of the color—we'll scan it and produce a stain or paint sample that matches your vision.



Standard Stains

When you select wood cabinets, you want to see the variations in grain patterns and colors that natural wood is known for. The stain color you choose can let the wood shine through, or provide a rich, dark backdrop to other elements of your design. Add finish enhancements like glazing or sand-through to show even more character.



Organization

What is the icing on the cake of a beautiful kitchen? When it functions even better than it looks! With options like these (and many more), you'll never again be on your hands and knees digging through the pile of baking pans in the back of a cabinet. Corners, drawers, and narrow spaces between cabinets just got a whole lot more useful as well!







△ MIL | Duet in Farrow & Ball "Brinjal" paint and Honey stain on maple

LIT-CORMIL | ©2023

CANYON CREEK Cabinet Company

16726 Tye St SE | Monroe, WA 98272

P: 800-228-1830

www.canyoncreek.com



ISO 9001 Certified | Clean Idle Certified Fleet

This brochure is intended to show the wide range of finishes and materials available - we don't recommend making a final decision from this book or our website. Neither can truly show the variations in color and texture that are present in all of our products. We suggest ordering a door sample in the material, wood, and finish you're considering - it will also make shopping for tile, counter-tops, flooring and more much easier!